


How to report an issue through myRSVL



Step 1

Open the myRSVL app or visit roseville.ca.us/myRSVL

Step 2

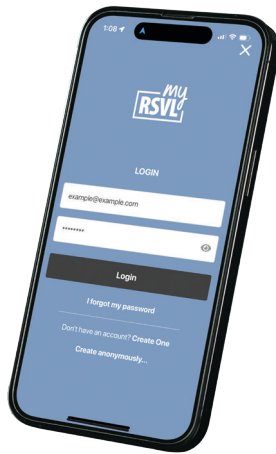
Select the Request button in the bottom middle of the screen, then Create a Request.



Step 3

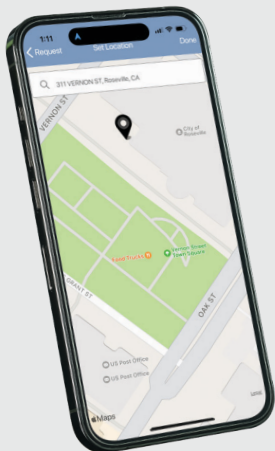
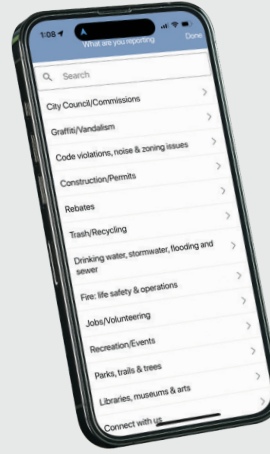
Login, create a new account, or make your report anonymously.

(Some report types require an account.)



Step 4

Select the appropriate report type.



Step 5

The mobile app can use geotagging to detect your location or you can type in the address of the issue.

Step 6

Enter details and description. You can include photos and video clips.



Then submit your report. It will be delivered to the City. If you have an account, you will receive updates as the issue is being resolved. The City may contact you for more information about your report if needed.

DO NOT USE myRSVL to REPORT EMERGENCIES. ALWAYS USE 9-1-1.

