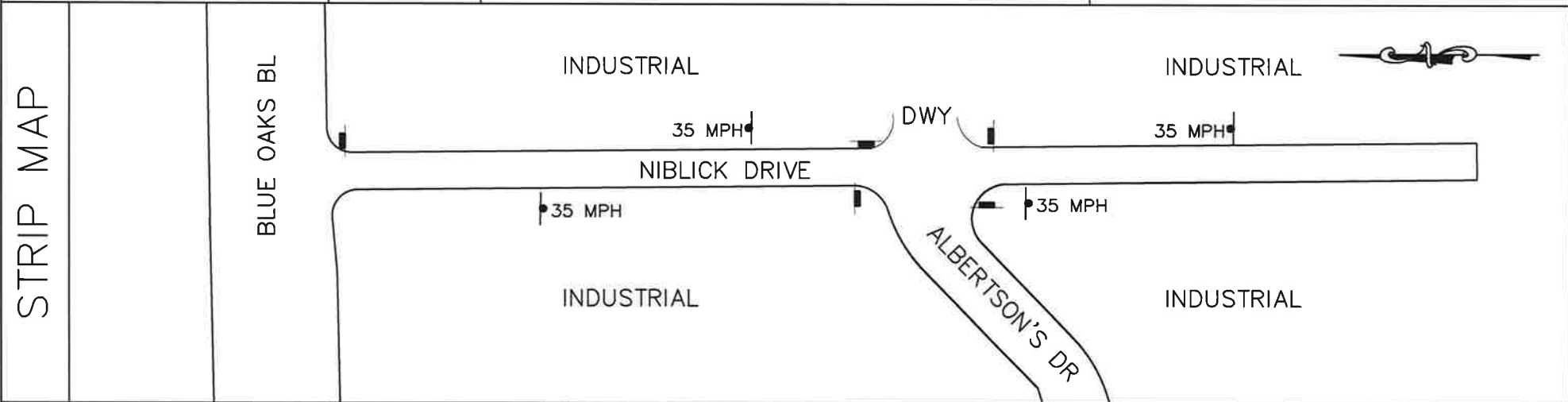




PUBLIC WORKS DEPT.

TRAFFIC ENGINEERING AND SPEED MAP
SPEED ZONE SURVEY

ROAD NAME:
NIBLICK DR.
Blue Oaks Bl. to End



ROADWAY WIDTH	42'
NO. OF LANES	2
ADT	2250
DIVIDER TYPE	PAINTED
CRITICAL SPEED (85th %)	37.5
PACE SPEED	18.5-27.5 MPH
3-YEAR ACCIDENT HISTORY	0
EXISTING SPEED LIMIT	35 MPH
RECOM. SPEED LIMIT	35 MPH
SEGMENT LENGTH	.36 MI.

LEGEND	STOP SIGNS	SPEED LIMIT SIGN	TRAFFIC SIGNAL
--------	------------	------------------	----------------

MPH	61-75	0	ROADSIDE COND. SCHOOL <input type="checkbox"/> RESIDENCE <input type="checkbox"/> BUSINESS <input checked="" type="checkbox"/> PARKS <input type="checkbox"/> OPEN SPACE <input type="checkbox"/> BIKEWAY <input type="checkbox"/>
	51-60	8	
	41-50	194	
	31-40	723	
	1-30	1325	

COMMENTS: HOSES USED FOR SPEED SURVEY

SOME RECOVERY AREA NO RECOVERY AREA
SCHOOL ROUTE

T:\Speed Surveys\2016\AutoCAD Files\Niblick Dr - Blue Oaks Blvd to End.dwg



2016 Traffic Engineering and Speed Map-Speed Zone Survey

City of Roseville Engineering and Traffic Survey

Summary

Street: NIBLICK DR
Limits: BLUE OAKS BLVD
END

Field Observer: J PASTOR
Checked By: J CERVANTES
Date: 05/26/2016

Factors	Direction: North/South
<u>A. Prevailing Speed Data</u>	
Location of Survey	300' S OF BLUE OAKS BLVD
85th Percentile	37.5
10 mph Pace	18.5-27.5
Percent in Pace	41.5%
Posted Speed Limit	35
<u>B. Collision History</u>	
Date Range Covered	06/02/2013 to 06/02/2016 (3 years)
Total Collisions	0
Collision Rate (Acc/MVM)	0
Expected Collision Rate	3.05
<u>C. Traffic Factors</u>	
Average Daily Traffic	2250
Length of Segment	1880'
Lane Configuration	Single Lane Each Direction
Street Classification	INDUSTRIAL
<u>D. Conditions Not Readily Apparent</u>	
Conditions	See: Roadside Conditions on the Speed Zone Survey Map.
Roadway Geometrics	STRAIGHT AND LEVEL
Comments	INDUSTRIAL AREA, COMMERCIAL VEHICLES PARK ALONG ROADWAY
<u>E. Adjacent Land Use</u>	
Adjacent Land Use	COMMERCIAL
Posted Speed Limit	35
Speed Limit Change?	NO
Revised Speed Limit	35
Approved and Authorized for release by City of Roseville Traffic Engineering Department:	
 _____	 _____ Date
	_____ Loc.#

City of Roseville

311 Vernon Street
Roseville, CA 95678
(916) 746-1300

Site Code: NIBLICK DR

NB

Start Time	15	20	25	30	35	40	45	50	55	60	65	70	75	999	Total	Pace Speed	Number in Pace
05/26/16	2	6	0	0	0	0	0	0	0	0	0	0	0	0	8	11-20	7
01:00	0	6	3	0	1	0	0	0	0	0	0	0	0	0	10	16-25	9
02:00	2	3	2	0	0	0	0	0	0	0	0	0	0	0	7	16-25	5
03:00	0	5	3	0	2	0	0	0	0	0	0	0	0	0	10	16-25	8
04:00	1	4	7	3	1	0	0	0	0	0	0	0	0	0	16	16-25	11
05:00	2	3	1	1	1	0	0	0	0	0	0	0	0	0	8	16-25	4
06:00	6	14	12	4	1	1	1	0	0	0	0	0	0	0	39	16-25	26
07:00	4	5	6	5	3	2	4	1	0	0	0	0	0	0	30	16-25	11
08:00	6	9	6	8	8	2	2	0	0	0	0	0	0	0	41	25-34	16
09:00	14	2	10	2	4	2	1	0	0	0	0	0	0	0	35	16-25	12
10:00	3	7	7	6	10	5	0	0	0	0	0	0	0	0	38	26-35	16
11:00	19	14	9	8	12	7	3	0	0	0	0	0	0	0	72	16-25	23
12 PM	7	6	11	9	15	3	5	0	0	0	0	0	0	0	56	26-35	24
13:00	5	7	6	14	13	6	5	0	0	0	0	0	0	0	56	26-35	27
14:00	7	12	21	8	8	7	1	1	0	0	0	0	0	0	65	16-25	33
15:00	0	10	18	7	9	16	11	4	0	0	0	0	0	0	75	16-25	28
16:00	3	12	23	15	13	5	12	2	2	0	0	0	0	0	87	21-30	38
17:00	1	6	11	2	9	10	6	4	1	0	0	0	0	0	50	31-40	19
18:00	1	1	1	5	1	12	3	2	0	1	0	0	0	0	27	36-45	15
19:00	0	2	4	2	4	2	1	2	0	0	0	0	0	0	17	31-40	6
20:00	2	3	4	2	1	1	0	0	0	0	0	0	0	0	13	16-25	7
21:00	1	2	7	0	1	1	0	0	0	0	0	0	0	0	12	16-25	9
22:00	5	14	9	2	0	1	0	0	0	0	0	0	0	0	31	16-25	23
23:00	1	5	2	0	0	0	0	0	0	0	0	0	0	0	8	16-25	7
Total	92	158	183	103	117	83	55	16	3	1	0	0	0	0	811		
Percent	11.3%	19.5%	22.6%	12.7%	14.4%	10.2%	6.8%	2.0%	0.4%	0.1%	0.0%	0.0%	0.0%	0.0%			
AM Peak	11:00	06:00	06:00	08:00	11:00	11:00	07:00	07:00							11:00		
Vol.	19	14	12	8	12	7	4	1							72		
PM Peak	12:00	22:00	16:00	16:00	12:00	15:00	16:00	15:00	16:00	18:00					16:00		
Vol.	7	14	23	15	15	16	12	4	2	1					87		
Total	92	158	183	103	117	83	55	16	3	1	0	0	0	0	811		
Percent	11.3%	19.5%	22.6%	12.7%	14.4%	10.2%	6.8%	2.0%	0.4%	0.1%	0.0%	0.0%	0.0%	0.0%			

15th Percentile : 15 MPH
 50th Percentile : 24 MPH
 85th Percentile : 37 MPH
 95th Percentile : 43 MPH

Stats
 10 MPH Pace Speed : 16-25 MPH
 Number in Pace : 341
 Percent in Pace : 42.0%
 Number of Vehicles > 55 MPH : 1
 Percent of Vehicles > 55 MPH : 0.1%
 Mean Speed(Average) : 26 MPH

City of Roseville

311 Vernon Street
Roseville, CA 95678
(916) 746-1300

Site Code: NIBLICK DR

SB

Start Time	1	16	21	26	31	36	41	46	51	56	61	66	71	76	Total	Pace Speed	Number in Pace
	15	20	25	30	35	40	45	50	55	60	65	70	75	999			
05/26/16	1	2	4	0	1	2	1	0	0	0	0	0	0	0	11	16-25	6
01:00	2	3	6	1	1	0	0	0	0	0	0	0	0	0	13	16-25	9
02:00	0	1	7	0	1	0	0	0	0	0	0	0	0	0	9	16-25	8
03:00	0	1	10	5	0	0	0	0	0	0	0	0	0	0	16	21-30	15
04:00	2	5	2	2	1	0	0	0	0	0	0	0	0	0	12	16-25	7
05:00	8	8	24	17	6	7	8	0	0	0	0	0	0	0	78	21-30	41
06:00	4	8	26	19	19	12	13	2	0	0	0	0	0	0	103	21-30	45
07:00	9	7	23	20	27	41	19	3	1	0	0	0	0	0	150	31-40	68
08:00	3	7	11	29	56	35	18	4	0	0	0	0	0	0	163	31-40	91
09:00	4	11	20	24	17	14	6	1	0	0	0	0	0	0	97	21-30	44
10:00	0	8	22	12	14	7	4	2	0	0	0	0	0	0	69	21-30	34
11:00	2	11	19	12	13	13	6	0	0	0	0	0	0	0	76	21-30	31
12 PM	1	6	20	28	24	9	4	1	0	0	0	0	0	0	93	26-35	52
13:00	4	6	8	17	23	23	2	0	0	0	0	0	0	0	83	31-40	46
14:00	8	4	15	15	15	7	1	0	0	0	0	0	0	0	65	26-35	30
15:00	5	2	20	14	9	9	6	0	1	0	0	0	0	0	66	21-30	34
16:00	2	7	23	11	19	13	6	0	0	0	0	0	0	0	81	21-30	34
17:00	0	13	22	22	13	11	6	1	1	0	0	0	0	0	89	21-30	44
18:00	4	2	10	5	11	9	2	2	0	0	0	0	0	0	45	31-40	20
19:00	0	4	12	6	9	4	3	0	1	0	0	0	0	0	39	21-30	18
20:00	4	0	4	1	7	7	1	0	0	0	0	0	0	0	24	31-40	14
21:00	1	1	4	2	8	2	0	0	0	0	0	0	0	0	18	26-35	10
22:00	2	15	9	4	1	3	0	1	0	0	0	0	0	0	35	16-25	24
23:00	2	1	1	0	0	0	0	0	0	0	0	0	0	0	4	9-18	2
Total	68	133	322	266	295	228	106	17	4	0	0	0	0	0	1439		
Percent	4.7%	9.2%	22.4%	18.5%	20.5%	15.8%	7.4%	1.2%	0.3%	0.0%	0.0%	0.0%	0.0%	0.0%			
AM Peak	07:00	09:00	06:00	08:00	08:00	07:00	07:00	08:00	07:00						08:00		
Vol.	9	11	26	29	56	41	19	4	1						163		
PM Peak	14:00	22:00	16:00	12:00	12:00	13:00	15:00	18:00	15:00						12:00		
Vol.	8	15	23	28	24	23	6	2	1						93		
Total	68	133	322	266	295	228	106	17	4	0	0	0	0	0	1439		
Percent	4.7%	9.2%	22.4%	18.5%	20.5%	15.8%	7.4%	1.2%	0.3%	0.0%	0.0%	0.0%	0.0%	0.0%			

15th Percentile : 20 MPH
 50th Percentile : 28 MPH
 85th Percentile : 38 MPH
 95th Percentile : 42 MPH

Stats
 10 MPH Pace Speed : 21-30 MPH
 Number in Pace : 588
 Percent in Pace : 40.9%
 Number of Vehicles > 55 MPH : 0
 Percent of Vehicles > 55 MPH : 0.0%
 Mean Speed(Average) : 29 MPH